


# DISPLAY STANDS

Best Seller

## IS-1

This display stand features a 1/4" top loading slot that accepts foam core boards and signs. Graphics must be mounted to 1/4" board.



**\$**  
**Product Code:**  
**Graphic:**  
 22"W x 28"H  
**Base Size:**  
 10"W x 14"H



## ROLLING Snap Frame

Constructed of sturdy aluminum, the rolling snap frame provides a viewable display area of 23"x32 7/8". The snap frame includes a protective non-glare overlay.



**\$**  
**Product Code:**  
**Graphic:** 23. 5/8"W x 33 1/2"H  
**Display Size:** 30"W x 64.5"H x 22.75"D



## IS-2

Similar to IS-1 display stand, the IS-2 features a 1/4" top loading slot that accepts foam core boards and signs. Graphics must be mounted to 1/4" board.



**\$**  
**Product Code:**  
**Graphic:**  
 28" W x 22"H  
**Display size:**  
 60"H



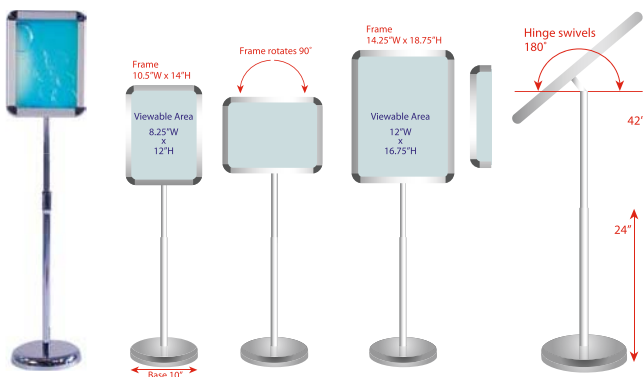
## BERTY Snap Frame

The Berty Snap Frame is versatile and offers both horizontal and vertical graphic display with the help of a rotating hinge. Height is adjustable from 27" to 48".

**SMALL \$**  
**Product Code:**

**LARGE \$**  
**Product Code:**

Best Seller




### SF-3

Constructed of heavy duty extruded alloy, the SF-3 sign frame is perfect for displaying 8.5"x11" signs. With a 1/4" top loading slot, the SF-3 provides a double sided display.

**\$**  
Product Code:

**Graphic:**  
8.5"W x 11"H

**Display Height:**  
26" tp 50"



### EF-1

This indoor sign display features a curved display panel and includes a glare reducing overlay insert. The EF-1 accepts 8.5"x11" printed material.

**\$**

Product Code:

Graphic Width: 8.5"W x 11"H

Display Height: 53"



### ALUMINUM Snap Frame

The Aluminum Snap Frame is ideal for both indoor and outdoor use. Its easy-to-load snap frames come complete with glare reducing overlays to cover 2'x3' signs.

**\$**

Product Code:

Graphic: 24"W x 36"H



### WATERBASE Snap Frame

The double sided snap frame holds materials up to 23.5"x32.5" and includes glare reducing overlays. Built in wheels make moving the display easy.

**\$**

Product Code:

Graphic: 23"W x 33"H

Display Size: 32"W x 46.5"H x 20"D



# LITERATURE STANDS

Best Seller

## EZ FROST

The EZ Frost features 6 shelves for displaying literature and an easy set up. The frosted shelf panels provide a clean and professional look. Single and double widths are available and both sizes include a hard carrying case for easy transport.

### Single

\$

**Product Code:**

**Dual Height Options:** 50.5" and 59"

**Base Size:** 10.5"W x 14"D

**Display Area:** 9"W x 12.25"H

**Case Size:** 19"W x 13"H x 7.5" D

Includes deluxe hard case



### Double

\$

**Product Code:**

**Dual Height Options:** 50.5" and 59"

**Base Size:** 17.5"W x 14"D

**Display Area:** 16.5"W x 12"H

**Case Size:** 21"W x 17.5"H x 6.75" D

Includes deluxe hard case



## 5 STEPS

This literature stand features five 1.5" deep compartments that hold 8.5"x11" literature even when folded. The display sets up in seconds and stores in its convenient padded travel bag.

\$

**Product Code:**

**Display Size:** 9"W x 56"H x 11.6"D

**Soft Case:** 10" x 11" x 13"

Includes soft case



## MESA

This 3 tier literature stand accepts standard 8.5"x11" literature and sets up in seconds. The package comes complete with a hard carry case and the top conveniently converts into a table.

\$

**Product Code:**

**Display Size:** 14.5"W x 39"H x 10"D

**Table Size:** 20.25"W x 14.5"D

Includes deluxe hard case





## MESH

This roll-able literature stand is compact and convenient to transport. The display sets up in seconds and includes a travel bag for storage. The single width unit features 4 mesh pockets and the double width unit is available with 8 mesh pockets.

### Single Mesh

\$

Product Code:

Display Size: 11.25"W x 45"H



### Double Mesh

\$

Product Code:

Display Size: 20.25"W x 45"H



## BW-9

The BW-9 features 9 literature holders that accept standard 8.5" x 11" literature. Its aluminum frame is not only stylish but lightweight making for easy transport.

\$

Product Code:

Display Size:

11"W x 54"H x 15"D

BW-9 does NOT include case



## Literature Stand Comparison Chart

Name	Price	Slots	Size
BW-9	\$	9	11"W x 54"H x 15"D
Single Mesh	\$	4	11.25"W x 45"H
Double Mesh	\$	8	20.25"W x 45"H
5 STEPS	\$	5	9"W x 56"H x 11.6"D
Mesa	\$	3	14.5"W x 39"H x 10"D
EZ Frost Single	\$	6	10.5"W x 14"D Dual Height Options: 50.5" and 59"
EZ Frost Double	\$	12	17.5"W x 14"D Dual Height Options: 50.5" and 59"

All of our literature stands hold 8.5"x11" literature.